




94th Annual West Virginia State Agriculture CAREER DEVELOPMENT EVENTS 2017 Individual and Team Results

Prepared by Harry N. Boone, Jr., Ph.D., Results Analyst



Ag Tech/ Mechanical



Agronomy



Dairy Cattle Evaluation



Entomology



Farm Business Mgmt



Floriculture

2016 WV State Winners



Food Science



Forestry



2016 WV Sweepstakes Winner Wirt County HS




Horse Evaluation



Livestock Evaluation



Meats Evaluation



Milk Quality/Products




Nursery/Landscape



Plant Pathology




Poultry Evaluation



Veterinary Science



7th & 8th Agriscience



Food Science (Middle)

Agricultural and Extension Education
School of Design and Community Development
Davis College of Agriculture, Natural Resources and Design
West Virginia University
Morgantown, West Virginia

94th Annual ***CAREER DEVELOPMENT EVENTS***

Individual and Team Results

Spring Events June 1 & 2, 2017

Agricultural Technology and Mechanical Systems
Agronomy
Dairy Cattle Management and Evaluation (August 14, 2016)
Entomology
Farm Business Management
Food Science
Horse Evaluation (April 22, 2017)
Milk Quality and Products
Nursery/Landscape
Plant Pathology
Veterinary Science
7th and 8th Grade Agriscience

Fall Events September 13 & 14, 2017

Floriculture
Forestry
Livestock Evaluation
Meats Evaluation and Technology
Poultry Evaluation

444 Students
55 Agriculture Teachers
36 Schools Represented

Agricultural and Extension Education
School of Design and Community Development
Davis College of Agriculture, Natural Resources and Design
West Virginia University
Morgantown, West Virginia

Letter to Participants

June 2, 2017

Dear Agriculture Teachers and Students:

On behalf of the Davis College of Agriculture, Natural Resources and Design, we in Agricultural and Extension Education commend you for your participation in the **94th Annual Agriculture Career Development Events**. Your presence helped to make the event a success and we trust that your experiences were enjoyable and educational.

Only through the cooperative efforts of many people were the contests possible. Special thanks are due to the following: West Virginia Agriculture teachers, students and guests for their attendance and participation in various events; Dean Daniel Robison, Associate Dean Todd Petty, Associate Dean Tim Phipps, Dr. Robert Taylor, Dr. Matthew Jenks, Dr. Robert Burns, Dr. Gerard D'Souza, and Professor Judith Wasserman, administrators in the Davis College of Agriculture, Natural Resources and Design; faculty and students in Schools of Agriculture and Food, Design and Community Development, and Natural Resources who prepared and conducted the contests; Physical Plant personnel; the communications media at WVU and in the Morgantown area; County and State Cooperative Extension Service personnel; Office of University Relations; Agricultural and Extension Education majors who assisted in many ways; Jason Hughes, Coordinator Agricultural Education; Nathan Taylor, State Coordinator Agricultural Education; and organizations and individuals who provided plaques and certificates.

A word of explanation about the results publication. Effective with the 2017 year, five events were moved to a fall schedule. These five events include Floriculture, Forestry, Livestock Evaluation, Meats Evaluation, and Poultry Evaluation. The Sweepstakes Award (and this publication) remained with a fiscal year format (July 1 – June 30). Therefore these five events were not held in this fiscal year and do not appear in the 94th Annual Agriculture Career Development Events results.

Team and individual scores have been compiled for each contest area. We hope that you find this information useful. We look forward to your participation in the West Virginia FFA Career Development Events in future years.

Sincerely,

Agricultural and Extension Education Faculty:

Harry W. Boone, Jr.

Deborah A. Boone

Jessica M. Blythe

Stacy A. Gartin

Kerry S. Odell

Jason McKibben

TABLE of CONTENTS

Letter to Participants	ii
TABLE of CONTENTS	iii
Schools Participating	iv
Sweepstakes Award	1
7th and 8th Grade Agriscience.....	3
Agricultural Technology and Mechanical Systems	4
Agronomy	6
Dairy Cattle Management and Evaluation.....	8
Entomology.....	10
Farm Business Management	12
Food Science.....	13
Food Science (Middle School).....	15
Horse Evaluation.....	16
Milk Quality and Products	19
Nursery/Landscape	21
Plant Pathology	22
Veterinary Science	23

Schools Participating
in the
94th Annual

CAREER DEVELOPMENT EVENTS

School	Teachers
Braxton County HS	Josh Porto
Cabell Midland High School	Mary Phillips, Brian Clagg
Cameron High School	Hattie Debolt, John Lockhart
Charles Town Middle School	Kristin Friend
Clay County High School	Kelsey Flinn
Elkins High School	Wendy Thurston
Greenbrier East High School	Beth Massey, Jeff Lee
Hampshire High School	Bill Chaney, Ron Watson, Isaac Lewis, Lisa Moreland
Hannan High School	Matt Douthit
Hedgesville High School	Chris VanDyne
Jefferson High School	Jeremy Greene, Charity Marsteller
Liberty High School (Harrison)	Brianne McCauley, Russell Kidwell
Liberty High School (Raleigh)	Kevin Okes
Lincoln County High School	Seth Neal
Magnolia High School	John Smith
Marion County Technical Ctr.	John Postlethwait
Mason County Career Center	Tim Kidwell, Sam Nibert
Mineral County technical	Carol Webb, Julie Sions, Brent Ebert
Moorefield High School	Cody Dent
Moorefield Middle School	Roy Harper
Pocahontas County High School	Erwin Berry, Scott Garber
Ravenswood High School	Tara Tatalovich, Jason Miilbach
Ravenswood Middle School	Jason Miilbach
Ripley High School	Craig Canterbury, John Kessel, Trevor Cummings
Ritchie County High School	Wendy Knopp
Roane County High School	Ben Hays, Danny Cummings
South Harrison High School	Matthew Knopp, Zachery Tennant
Spring Mills High School	Tyler Butts
Summers County High School	Kathy Duffield
Taylor County Tech. Ctr.	Steve Tennant
Terra Alta East Preston Middle School	Samantha Funk
Tyler Consolidated High School	Leon Ammons, Annie Erwin
Valley High School	Adam Weekley
Washington High School	Timothy Cunnien, Katlin Thorsell
Wildwood Middle School	Michael Withrow
Wirt County High School	John Workman

Sweepstakes Award

School	AG	ATMS	VS	DP	DC	EN	EQ	FBM	FS	NL	PP	Top 6	Rank
Wirt County High School	2	3		1		4		4			4	18	1
Ripley High School		5					3	2	8	2	6	26	2
Spring Mills High School		10		8	5	2	1		9		2	27	3
Tyler Consolidated High School	8		3	4		11	11		4	4		34	4
Cabell Midland High School		13	2	5		1	9			5		35	5
Clay County High School	4	12	6		3	7			7			39	6
Braxton County High School					1								
Cameron High School					4	12	12			1			
Elkins High School							13						
Greenbrier East High School	6	9					4						
Hampshire High School		11	5	9		3			5				
Hannan High School	9			7					10		5		
Hedgesville High School						8							
Jefferson High School		4			2		2	1	3				
Liberty High School	5	6							11				
Liberty High School (Raleigh)	10					13	6						
Lincoln County HS		7							12				
Magnolia High School							8						
Marion County Technical Ctr.			4				5		1				
Mason County Career Ctr.	11						7						
Mineral County Vo-Tech Ctr.		2	1		6				2				
Moorefield High School						9							

School	AG	ATMS	VS	DP	DC	EN	EQ	FBM	FS	NL	PP	Top 6	Rank
Pocahontas County High School							10						
Ravenswood High School	1	8				6					1		
Ripley Middle School					8								
Ritchie County High School							14						
Roane County High School	3			3				3		3			
Summers County High School											3		
Taylor County Tech. Ctr.				2		5							
Valley High School						10		5	6				
Washington High School	7	1		6	7								

7th & 8th Grade Agriscience

		Plant Science	Animal Science	Ag Mechanics	FFA History	Overall Score
Possible Points		25	25	25	25	
1	Ravenswood Middle School					241
1	Sarah Smith	23	21	24	20	88
4	Jamie Naylor	23	17	24	14	78
5	Logan Mellinger	18	22	22	13	75
2	Wildwood Middle School					232
2	Jenna Daniel	20	19	24	19	82
3	Rylee Brown	20	21	22	17	80
11	Emily Marstiller	12	17	21	11	61
8	Destiny Raimond	18	21	19	12	70
3	Moorefield Middle School					191
16	McKinley Keplinger	9	12	19	13	53
9	Matthew Delawder	16	18	22	9	65
19	Kooper Riggleman	8	18	16	9	51
7	Will Barb	17	23	22	11	73
4	Terra Alta East Preston MS					184
10	Taylor Price	7	24	21	12	64
15	Danyell Murphy	11	19	17	10	57
12	Jordan Fitchett	15	20	16	10	61
13	Gracie Sypolt	10	19	16	14	59
5	Mason County Tech. Ctr.					160
20	Nickolas Ball	6	17	20	7	50
18	Caleb Bowman	9	10	24	9	52
21	Kevin Jones	4	16	19	7	46
14	Crimson Cochran	14	20	14	10	58
6	Charles Town Middle School					139
22	Travis Long	1	0	1	11	13
6	Riley Shultz	17	19	24	13	73
17	Marianna Rorick	14	12	17	10	53

Agricultural Tech and Mechanical Systems

			Written Exam	Tool ID	Compact Equip Systems	Machinery & Equipment	Welding	Structural System	Electrical Systems	Overall Score
Points Possible			100	40	60	50	50	100	200	
1	Washington High School								160	944
	2	Julia Grim	60	34	34	33	40	36		237
	11	Dyian James	62	28	38	17	47	7		199
	10	Jordan McLain	68	26	28	50	0	36		208
	32	Alex Craigo	44	26	26	0	37	7		140
2	Mineral County Tech								137	944
	23	Josh Brinkman	58	30	26	17	38	7		176
	1	Hunter Lewis	78	32	42	33	33	21		239
	3	Richard Tasker	62	34	40	33	38	29		236
	30	Ethan Markle	58	26	26	17	15	14		156
3	Wirt County HS								90	905
	4	Dakota Booth	62	26	30	50	38	29		235
	7	Lance Sims	72	30	36	17	38	29		222
	22	Glen McFee	54	28	32	17	33	14		178
	20	Reed Fitzwater	70	34	26	17	33	0		180
4	Jefferson HS								178	900
	21	Travis Dzienis	56	36	26	17	15	29		179
	15	Ryan Mongold	62	32	32	33	15	14		188
	25	David Bush	64	36	28	0	30	14		172
	18	Jamison Smith	58	38	26	17	15	29		183
5	Ripley HS								136	839
	6	James Canterbury	64	38	32	33	38	21		226
	26	John Jones	54	20	32	0	40	21		167
	36	Megan Casto	46	24	16	0	33	7		126
	17	Ethan Carihfield	50	36	32	0	45	21		184
6	Liberty HS								157	806
	34	Jeremiah Todd	40	20	16	0	25	29		130
	28	Steven Folmsbee	56	28	20	17	30	7		158
	8	Andrew VanNorman	54	26	40	33	35	29		217
	31	Dalton Sigley	44	30	26	0	30	14		144

Agricultural Tech and Mechanical Systems

			Written Exam	Tool ID	Compact Equip Systems	Machinery & Equipment	Welding	Structural System	Electrical Systems	Overall Score
Points Possible			100	40	60	50	50	100	200	
7	Lincoln County HS								153	754
	5	Shawn Cook	52	20	32	50	40	36		230
	42	Wesley Phelps	46	26	26	0	5	0		103
	14	Dakota Bryant	58	30	32	33	33	7		193
	47	Isaac Beaver	38	12	18	0	0	7		75
8	Ravenswood HS								55	746
	29	Alex Pack	60	28	40	0	15	14		157
	13	Christian Morris	70	32	34	33	10	14		193
	9	Ben Smith	78	36	28	33	15	21		211
	35	Teresa Riffle	60	32	38	0	0	0		130
9	Greenbrier East HS								155	721
	40	Walker Hager	48	18	18	0	15	7		106
	46	Cameron Cannon	34	12	12	0	15	7		80
	12	Jacob Crist	56	36	38	17	30	21		198
	19	Dustin Sears	52	30	36	17	40	7		182
10	Spring Mills HS								10	667
	33	Tyler Henry	42	30	18	0	35	14		139
	16	Cameron Cookus	58	38	30	0	30	29		185
	27	Zane Werner	56	34	34	0	15	21		160
	24	Carolina Rineheart	56	28	28	17	30	14		173
11	Hampshire County HS								0	314
	37	Michael Hayes	48	30	38	0	0	0		116
	39	Ryan Long	58	20	32	0	0	0		110
	44	Hunter Epperly	52	16	20	0	0	0		88
12	Clay County HS								0	292
	38	Austyn Mullins	54	34	24	0	0	0		112
	43	Nathaniel Legg	52	16	26	0	0	0		94
	45	Michael Taylor	46	24	16	0	0	0		86
13	13	Cabell Midland HS							104	
	41	Ethan Nelson	52	24	28	0	0	0		104

Agronomy

		Grain 1	Grain 2	Grain 3	Grain4	Grain Questions	Plant ID	Machinery ID	Written Exam	Overall Score
Points Possible		50	50	50	50	50	250	250	250	
1	Ravenswood HS									3119.61
2	Katlyne Rollyson	45	30	5	45	25	241.6	225	217.5	834.21
19	Miihlbach Tiffany	50	50	45	50	28.1	166.7	12.5	187.5	589.87
1	Fiona Lane	5	45	30	50	28.1	233.3	250	235	876.51
3	Gabriela Martinez	15	35	20	45	28.1	208.3	225	242.5	819.02
2	Wirt County HS									3096.74
4	Jason Hopkins	35	35	35	50	34.4	216.6	162.5	242.5	811.11
7	Charles Wells	5	35	30	45	43.8	216.6	150	220	745.5
6	Kyle Bentz	0	35	30	45	34.4	225	162.5	225	756.94
5	Lynsey Munday	35	50	30	45	28.1	200	150	245	783.19
3	Roane County HS									2462.48
12	Madeline May	15	30	35	45	25	208.3	125	160	643.39
21	Dillon Black	40	30	35	50	31.3	91.6	112.5	145	535.43
14	Caroline Greenleaf	5	35	30	45	28.1	200	112.5	172.5	628.19
11	Marshall Rexroad	15	45	30	35	18.7	191.6	162.5	157.5	655.47
4	Clay County HS									2296.45
15	Clarissa Keiffer	20	35	50	45	34.4	183.3	75	180	622.79
8	Darren Ray	15	35	45	50	18.7	183.3	187.5	205	739.64
22	Samantha Hicks	20	45	45	0	34.4	158.3	87.5	127.5	517.8
29	Isaac Childers	45	35	20	45	18.7	149.9	0	102.5	416.22
5	Liberty HS									2045.16
9	Jacob Southern	15	45	30	45	34.4	191.6	225	142.5	728.62
10	Sean Phillips	15	35	30	45	37.5	166.7	175	202.5	706.76
17	Connor Wickline	45	35	35	45	28.1	141.6	125	155	609.78
6	Greenbrier East HS									1721.33
18	John Mccutcheon Abigail	15	45	30	50	25	91.7	200	147.5	604.27
16	Mccutcheon	15	30	35	40	34.4	183.3	162.5	122.5	622.79
24	Kaitlin Franklin	5	45	45	45	25	91.7	150	87.5	494.27
7	Washington High School									1596.93
13	Jared Henry	15	35	50	45	37.5	150	150	152.5	635.1
32	Jade Vrobel	0	5	0	0	15.6	133.2	125	97.5	376.43
20	Rebecca Jenkins	45	45	35	45	18.7	116.6	112.5	167.5	585.4

Agronomy

		Grain 1	Grain 2	Grain 3	Grain4	Grain Questions	Plant ID	Machinery ID	Written Exam	Overall Score
Points Possible		50	50	50	50	50	250	250	250	
8	Tyler Consolidated HS									1456.96
27	Lunden Wagner	5	30	35	45	9.3	58.3	100	140	422.7
35	Onus Gloverj	25	45	35	50	25	24.9	50	97.5	352.53
33	Madison Craven	20	35	45	45	34.4	41.6	50	90	361.08
36	Emma Paden	45	45	35	45	15.6	0	0	135	320.65
9	Hannan HS									1445.89
37	Alexis Lloyd	30	0	50	0	12.5	33.3	37.5	87.5	250.84
34	Kaitlin Lloyd	45	35	35	50	25	49.9	37.5	82.5	360.02
26	Nathan Mcqueen	25	35	50	5	31.3	66.6	137.5	72.5	422.94
30	Jessica Dalton	50	50	50	35	18.7	58.3	62.5	87.5	412.09
10	Liberty HS (Raleigh)									1244.77
25	Walker Tolliver	20	45	30	45	21.9	99.9	75	90	426.87
28	Caden Trump	30	30	25	50	28.1	99.9	87.5	70	420.63
31	David Davis	5	35	35	45	15.6	116.6	75	70	397.27
11	Mason County Tech. Ctr.									753.61
23	Jason Bechtle	20	35	35	45	34.4	49.9	187.5	105	511.91
38	Caroline Click	5	35	45	45	25	16.6	0	70	241.7

Dairy Cattle Management and Evaluation (August 14, 2016)

		Ayrshire Summer Yrlg	Jersey Summer Yrlg	Brown Swiss Winter Calf	Brown Swiss Sr. 2 Yr	Holstein 2 Yr Old	Holstein 3 Yr Old	General Knowledge	Reasons Brown Swiss 2 Yr	Reason Holstein 3 Yr	Dairy Management	Overall Score
Possible Score		50	50	50	50	50	50	50	50	50	600	
1	Braxton County HS										360	1859
3	Emilly Miller	45	50	48	48	50	43	60	35	30		409
15	Katlyn Moss	48	12	48	48	46	36	60	25	25		348
5	Drina Kearns	47	48	48	50	46	44	60	28	25		396
16	Brady Bender	50	46	40	48	45	36	39	20	22		346
2	Jefferson HS										505	1851
8	Earl Hamby Christopher	34	40	46	48	45	46	63	25	28		375
13	Daniel	20	50	40	50	50	19	63	32	30		354
18	Jamison Smith	20	50	50	42	50	31	54	27	20		344
31	Zach Svehla	34	50	14	6	50	31	36	27	25		273
3	Clay County HS										220	1756
4	Sadie Murphy	30	50	48	48	33	41	93	35	28		406
12	Trevor Armes	47	40	46	22	29	49	78	26	20		357
17	Lillie Triplett	38	50	14	48	50	34	63	25	22		344
1	Clarissa Keiffer	45	50	36	45	46	49	105	28	25		429
4	Cameron HS										180	1697
7	Breanna Pekula	37	44	46	48	50	22	63	38	35		383
11	Andrew Simms	17	24	16	42	46	46	105	33	28		357
2	Erika Whipkey	50	48	48	42	50	36	90	27	32		423
14	KieAnna Powell	30	48	50	28	36	49	60	25	28		354
5	Spring Mill HS										235	1631
10	Carolina Rineheart	34	44	50	48	50	20	54	29	30		359
25	Catherine Melchek	17	44	30	42	46	34	42	28	32		315
6	Julie Snyder	39	44	48	42	46	46	54	28	38		385
20	Alexis Dilley	47	50	48	42	50	13	36	26	25		337

Dairy Cattle Management and Evaluation (August 14, 2016)

		Ayrshire Summer Yrlg	Jersey Summer Yrlg	Brown Swiss Winter Calf	Brown Swiss Sr. 2 Yr	Holstein 2 Yr Old	Holstein 3 Yr Old	General Knowledge	Reasons Brown Swiss 2 Yr	Reason Holstein 3 Yr	Dairy Management	Overall Score
Possible Score		50	50	50	50	50	50	50	50	50	600	
6	Mineral County Tech										135	1447
24	Jonathan Ritchie	41	42	36	48	50	19	39	20	22		317
22	Victoria Smith	48	26	48	48	45	36	30	26	20		327
19	Bethany Paugh	50	40	46	36	45	46	42	20	15		340
21	Laicey Dolly	37	50	50	48	35	23	30	25	30		328
7	Washington High School										225	1435
26	Jordan McClain	20	36	14	29	45	41	72	27	28		312
28	Jaylin Hollister	20	22	16	29	35	44	81	29	28		304
29	Lindsay Heflin	37	34	40	42	43	14	42	26	25		303
30	Morgan Bowles	20	50	14	42	46	29	51	24	15		291
8	Ripley HS										290	1287
27	Tim Rogers	28	24	16	48	50	50	42	26	22		306
23	Rachel Kerns	27	34	16	48	46	44	51	27	25		318
9	Sarah Hughart	47	50	48	41	45	44	45	25	28		373

Entomology

			Insect	Order	Host	Control	Overall Score
Points Possible			75	25	25	75	
1	Cabell Midland HS						584
2	Leah Adkins		75	25	24	75	199
1	Danielle Berry		75	25	25	75	200
5	Logan Gill		72	22	22	69	185
7	Cheyenne Jackson		69	23	22	66	180
2	Spring Mills HS						471
6	Sam Marshall		72	24	23	63	182
27	Kelsey Weigle		39	11	10	30	90
11	Breanna Parrish		60	24	22	51	157
17	Catherine Melchek		57	20	19	36	132
3	Hampshire County HS						448
14	Mikaylla Watson		66	21	18	36	141
3	Hannah Corbin		75	24	25	72	196
20	Kaylee Eaton		51	11	13	36	111
22	Beverly Dean		54	16	11	27	108
4	Wirt County HS						448
15	Kaitlin Frazier		54	20	15	45	134
10	Sydney Woods		66	24	24	45	159
12	Natalie Wells		69	23	21	42	155
5	Taylor County Tech						429
13	Harley McGinnis		69	18	20	39	146
9	Trevor Swiger		66	24	22	63	175
26	Blaise Nibert		57	7	13	24	101
21	Ryan McNemar		60	20	13	15	108
6	Ravenswood HS						414
8	Teresa Riffle		66	22	22	66	176
16	Nathan Hall		69	14	20	30	133
23	Katlyne Rollyson		48	12	9	36	105
42	Kaylin Butler		3	0	3	6	12
7	Clay County HS						405
28	Destiny Thorne		60	11	11	3	85
4	Austin Brown		72	24	23	69	188
18	Riley Rush		54	17	16	45	132
36	Howard Woods		33	6	7	3	49

Entomology

		Insect	Order	Host	Control	Overall Score
Points Possible		75	25	25	75	
8	Hedgesville HS					296
34	Shelby Silveous	36	7	7	9	59
19	Lindsay Gray	63	14	17	21	115
24	Ginger Seibel	57	13	15	18	103
31	Destiny Baker	45	5	16	12	78
9	Moorefield HS					266
25	Hayden See	60	12	11	18	101
30	Kaitlin Orndorff	48	7	11	15	81
29	Tayla Ours	51	12	6	15	84
10	Valley HS					148
37	Samantha Morris	42	0	6	0	48
38	Cheyenne Coen	39	1	4	3	47
35	Savannah Tedrow	33	3	5	12	53
11	Tyler Consolidated HS					147
32	Abby Myers	45	6	11	15	77
33	Melissa Chapman	33	3	6	18	60
43	Naomi Mathers	6	0	4	0	10
12	Cameron HS					63
41	Jordan Dotson	0	1	3	12	16
39	Levi Carney	24	3	5	15	47
13	Liberty HS (Raleigh)					32
45	Jacob Rileb	0	0	0	0	0
45	Jesse Raynes	0	0	0	0	0
44	Courtney Garretson	3	0	0	0	3
40	Kiara Cline	15	1	4	9	29

Farm Business Management

		Financial Principles	Financial Statements	Partial Budgets	Enterprise Budgets	Cash Flow	Marketing	Economic Principles	Overall score
Points Possible		19	52	34	32	26	18	31	
1	Jefferson HS								582
2	Nick Chapman	12	34	30	30	23	10	22	161
13	Mikayla Hargis	11	34	12	32	21	8	11	129
3	Lucas Henderson	11	32	28	32	25	12	21	161
11	Earl Hamby	8	26	24	30	17	8	18	131
2	Ripley HS								564
1	Courtney Brown	12	44	24	30	22	18	15	165
9	Desi Rose	8	36	24	32	21	6	12	139
16	Natasha Paugh	10	14	18	20	16	6	15	99
4	Alexandra Dean	14	44	24	28	24	8	19	161
3	Roane County HS								551
10	Emily Hunt	10	30	26	24	17	6	19	132
12	Ashley Hoskins	8	28	28	30	20	6	10	130
6	Ashton Rexroad	13	28	20	30	22	10	22	145
7	Grayson Watson	13	40	18	32	18	8	15	144
4	Wirt County HS								517
5	Aaron Peterman	12	46	26	28	19	6	11	148
14	Emily Cottrell	11	40	16	26	9	4	8	114
8	Hayley Archer	13	34	24	22	20	8	21	142
15	Jessica Lockhart	10	28	8	26	18	8	15	113
5	Valley HS								290
17	Maggie Ueltschy	4	30	14	18	17	2	11	96
18	Mckenzie Melott	5	20	6	8	15	4	10	68
20	Justin Bassett	1	16	4	6	14	8	11	60
19	Travis Leek	3	20	8	14	7	8	6	66

Food Science

		Objective Test	Consumer Inquiry	Safety and Sanitation	Overall Score
		150	25	25	
1	Marion County Tech				620
4	Hannah Robbins	138	15	15	168
7	Danielle Stull	132	12.5	15	159.5
9	Ashley Payton	129	10	12.5	151.5
16	Preston Field	111	17.5	12.5	141
2	Mineral County Tech				616.5
8	Dana Bamburg	114	25	20	159
3	Andrew Iser	132	25	12.5	169.5
6	Shawnee Michaels	126	25	12.5	163.5
21	Logan Staggs	87	25	12.5	124.5
3	Jefferson HS				601
20	Katelin Thompson	99	17.5	12.5	129
18	Zach Svehla	93	25	15	133
2	Piper Staunton	132	25	17.5	174.5
5	Reanna Hagedorn	132	20	12.5	164.5
4	Tyler Consolidated HS				583.5
1	David Booher	141	25	17.5	183.5
15	Alex Greathouse	105	25	12.5	142.5
28	Tyler West	84	10	12.5	106.5
10	Jace Glover	126	15	10	151
5	Hampshire County HS				542.5
13	Jordan Clark	105	25	17.5	147.5
14	Madison Bohrer	111	20	15	146
12	Cora Alderman	111	20	17.5	148.5
32	Audree Carpenter	63	22.5	15	100.5
6	Valley HS				470
26	Brooklynn Mccaslin	75	20	15	110
24	Marisa Shannon	93	12.5	15	120.5
30	Alex Bassett	63	25	15	103
17	Cheyenne Coen	99	22.5	15	136.5

Food Science

		Objective Test	Consumer Inquiry	Safety and Sanitation	Overall Score
		150	25	25	
7	Clay County HS				410
27	Sadie Murphy	69	25	15	109
36	Lori Ray	54	25	10	89
29	Makayla Sams	66	25	15	106
29	Lillie Triplett	66	22.5	17.5	106
8	Ripley HS				399.5
11	Pheobe Rawson	108	25	17.5	150.5
19	Tim Rogers	93	17.5	20	130.5
25	Rae Knopp	81	17.5	20	118.5
9	Spring Mills HS				355.5
41	Sarah Nicewarner	27	22.5	20	69.5
33	Dakota Spoonire	57	25	12.5	94.5
23	Tiffany Henry	81	25	15	121
40	Samantha Hepner	48	15	7.5	70.5
10	Hannan HS				327
37	Wyatt Moffitt	48	20	12.5	80.5
34	Alexis Lloyd	54	22.5	17.5	94
38	Kaitlin Lloyd	42	22.5	12.5	77
39	Joe Duffer	48	15	12.5	75.5
11	Liberty HS				324.5
35	Dawson Murphy	54	25	12.5	91.5
27	Connor Wickline	69	25	15	109
22	Liam Galford	84	22.5	17.5	124
12	Lincoln County HS				220.5
31	Sarah Dolin	72	17.5	12.5	102
25	Emily Adkins	81	25	12.5	118.5

Food Science – Middle School

			Objective Test	Consumer Inquiry	Safety and Sanitation	Aromas	Overall Score
Points Possible			75	25	25	20	
1	Wildwood Middle School						390
2	Andrew Chapman		57	25	15	12	109
5	Amanda Lilly		30	20	15	16	81
6	Makinzee Seal		33	15	12.5	20	80.5
1	Mirian Hernandez		66	25	12.5	16	119.5
2	Terra Alta East Preston MS						320.5
3	Gabrielle Wolfe		33	22.5	15	16	86.5
7	Brooke Pingley		33	17.5	12.5	16	79
9	Bridgette Marley		30	15	7.5	16	68.5
3	Colin Reeves		33	25	12.5	16	86.5
3	Mason County Tech. Ctr.						224
4	Crimson Cochran		27	25	15	16	83
10	Trenton Mayes		15	22.5	17.5	12	67
8	Caleb Bowman		27	22.5	12.5	12	74

Horse Evaluation (April 22, 2017)

		Belgian Geldings	Haflinger Mares	Quarter Horse Geldings	Quarter Horse Mares	Western Pleasure	Hunter Under Saddle	Ranch Riding	Reasons- QH Mares	Reasons- HUS	Overall Score
Points Possible		50	50	50	50	50	50	50	50	50	
1	Spring Mills HS										1542
1	Ryan Snyder	49	43	47	33	47	45	48	50	49	411
10	Mallorie Rudy	46	39	40	31	41	48	45	45	48	383
21	Kaitlyn Boyd	33	49	45	30	41	34	44	47	45	368
13	Makenna Daymude	45	46	47	45	45	38	35	38	41	380
2	Jefferson HS										1513
4	Samantha Creamer	50	39	45	43	47	48	45	40	43	400
5	Jenna Everhart	46	37	46	45	41	49	45	40	45	394
47	Helena Bridwell	45	42	40	23	36	34	34	40	43	337
11	Carliegh Lindamood	50	43	40	40	50	50	31	38	40	382
3	Ripley HS										1476
8	Kat Stewart	49	45	46	30	47	44	36	48	45	390
25	Lexi Knopp	49	37	48	24	50	37	33	45	43	366
26	Sydney Casto	44	38	46	31	41	44	43	32	45	364
29	Renee Varnell	31	43	46	30	42	49	33	38	44	356
4	Greenbrier East HS										1465
15	Abigail McCutcheon	48	47	46	30	47	34	42	42	42	378
30	Hattie Callison	45	41	45	28	28	48	49	32	40	356
39	Sims Emily	49	40	47	42	25	37	34	32	39	345
9	Mikayla Hanna	40	48	47	49	50	44	34	38	36	386
5	Marion County Tech										1460
19	Ashley Payton	48	50	46	28	42	44	40	35	38	371
14	Danielle Stull	44	40	47	50	38	45	34	38	43	379
45	Rebecca Cyr	40	40	43	40	33	30	40	35	40	341
20	Ashley Wilson	50	47	43	47	32	38	40	32	40	369

Horse Evaluation (April 22, 2017)

		Belgian Geldings	Haflinger Mares	Quarter Horse Geldings	Quarter Horse Mares	Western Pleasure	Hunter Under Saddle	Ranch Riding	Reasons- QH Mares	Reasons- HUS	Overall Score
Points Possible		50	50	50	50	50	50	50	50	50	
6	Liberty HS										1459
3	Leah Galford	46	45	48	49	41	46	44	40	43	402
33	Jaisyn Everly	45	48	44	37	38	34	30	35	43	354
37	Madison Hosaflook	46	38	40	45	38	41	33	30	37	348
31	Madeline Ritter	46	40	48	42	30	40	34	35	40	355
7	Mason County Tech. Ctr.										1419
40	Caroline Click	47	44	38	37	37	45	30	32	35	345
22	Brianna Haga	46	45	48	34	30	49	31	42	43	368
41	Miranda Payne	50	42	41	26	28	44	36	35	42	344
27	Haley Pierson	49	44	47	37	30	37	45	30	43	362
8	Magnolia HS										1407
46	Olivia Yeater	46	44	37	28	47	30	42	30	35	339
38	Morgan Moore	45	37	38	49	35	46	31	30	35	346
49	Abby Baker	38	46	49	28	25	41	34	30	38	329
6	Devann Fox	44	39	49	42	42	48	46	42	41	393
9	Cabell Midland HS										1322
48	Brianna Ring	50	46	45	26	23	30	40	38	39	337
50	Leah Adkins	46	37	47	45	0	0	34	35	40	284
35	Jennifer Harshbarger	43	45	47	37	36	28	46	34	35	351
36	Carlee Mays	42	39	48	30	25	50	30	40	46	350
10	Pocahontas County HS										1162
2	Davis Benjamin	46	43	41	49	50	46	48	42	46	411
18	Noah Barkley	44	39	45	42	28	49	40	42	45	374
16	Kyle Cohenour	45	41	49	43	33	48	30	42	46	377
11	Tyler Consolidated HS										1095
34	Allyson Yoho	44	45	47	23	41	41	31	38	42	352
17	Jenna Archer	49	46	48	40	28	44	40	38	42	375
23	Josie McAdams	48	50	47	28	42	32	40	38	43	368

Horse Evaluation (April 22, 2017)

		Belgian Geldings	Haflinger Mares	Quarter Horse Geldings	Quarter Horse Mares	Western Pleasure	Hunter Under Saddle	Ranch Riding	Reasons- QH Mares	Reasons- HUS	Overall Score
Points Possible		50	50	50	50	50	50	50	50	50	
12	Cameron HS										1093
7	Bailey Hall	46	48	49	45	40	48	40	36	40	392
28	Sydney Vanscyoc	42	47	47	36	32	46	34	34	40	358
44	Emily Carter	48	49	47	30	26	45	31	30	37	343
13	Elkins HS										1079
12	Jaclynn Carroll	44	48	46	45	41	46	40	30	41	381
32	Logan Rowan	45	43	40	46	36	33	33	38	40	354
42	Kaylynn Owens	45	50	47	30	25	37	40	30	40	344
14	Ritchie County HS										711
24	Mykala Edgell	48	41	40	24	42	50	45	38	40	368
43	Britney Harper	48	47	41	26	41	28	30	38	44	343

Milk Quality and Products

			Milk Flavor Score	Milk Flavor Defects	Fat Content	CA Mastitis Test	Cheese ID	Cheese Characteristics	Milk Production	Milk Marketing	Problem Solving	Overall Score
Points Possible			90	30	100	40	40	60	60	60	100	
1	Wirt County HS											1444
2	Addie Bailey		24	12	100	19	24	36	56	48	85	404
1	Sara Almashy		40	15	100	28	24	12	56	56	85	416
21	Dylan Jenkins		18	3	40	23	16	12	50	38	50	250
3	Mahala Greenleaf		57	18	60	22	16	24	52	50	75	374
2	Taylor County Tech											1205
8	Harley McGinnis		39	18	60	28	24	24	44	28	65	330
11	Jarret Lambert		32	3	60	28	16	12	36	20	85	292
10	Lauren Johnson		45	21	20	21	24	0	46	34	85	296
12	Katie Grinnan		31	12	80	28	16	12	36	22	50	287
3	Roane County HS											1145
5	Shelby Lassiter		29	6	60	23	24	24	46	40	100	352
9	Hannah Stricklen		24	9	20	28	32	36	42	36	70	297
26	Kaylin Morris		30	12	40	16	16	0	30	22	55	221
15	Emily Hunt		34	9	80	25	16	0	34	22	55	275
4	Tyler Consolidated HS											1121
7	Mindy Bell		43	24	60	23	16	0	44	32	95	337
28	Abby Myers		25	0	40	32	16	24	24	12	40	213
27	Makayla Tracy		22	9	60	21	24	0	26	14	45	221
6	Josie McAdams		31	18	100	36	16	12	34	18	85	350
5	Cabell Midland HS											1016
4	Amber Bailey		43	12	60	32	32	48	44	38	60	369
33	EMily Black		31	6	20	24	16	0	30	16	50	193
25	Emily Garrett		31	6	0	28	8	36	32	22	60	223
24	Sara Vance		21	12	20	27	16	12	38	20	65	231
6	Washington High School											1002
16	Morgan Bowles		39	9	60	26	16	0	38	14	60	262
31	Kristin Davis		17	9	20	21	16	0	24	28	70	205
17	Hunter Cogle		44	9	40	20	0	36	32	16	60	257
14	Azura Smith		62	18	60	30	0	12	30	6	60	278

Milk Quality and Products

		Milk Flavor Score	Milk Flavor Defects	Fat Content	CA Mastitis Test	Cheese ID	Cheese Characteristics	Milk Production	Milk Marketing	Problem Solving	Overall Score
Points Possible		90	30	100	40	40	60	60	60	100	
7	Hannan HS										931
23	Josie Cooper	29	6	40	28	24	24	24	16	50	241
34	Christopher Connor	21	0	20	14	8	36	24	18	45	186
18	Lindsey Holley	28	0	80	32	8	0	22	16	70	256
22	Matthew Qualls	5	9	80	28	8	48	12	18	40	248
8	Spring Mills HS										918
29	Alexis Dilley	24	9	40	24	0	24	32	14	45	212
36	Kaylee Rowe	10	0	20	18	8	24	34	20	40	174
13	Chloe Rizzarda	23	9	20	26	16	24	48	44	70	280
19	Julie Snyder	19	3	40	26	8	12	44	30	70	252
9	Hampshire County HS										834
20	Joseph Ruble	41	9	40	18	24	36	30	18	35	251
35	Dekota Hayes	26	0	40	16	16	0	26	18	40	182
30	Dakota Eichelberger	32	6	40	23	8	12	32	24	30	207
32	Robyn Killough	20	3	20	25	24	36	16	20	30	194

Nursery/Landscape

Points Possible		Knowledge 150	Plant ID 150	Landscape estimating 100	Assessment & Solution 50	Overall score
1	Cameron HS					1060
4	Carlee Francis	120	102	50	15	287
3	Shelby Berardi	132	84	55	20	291
12	Josey Stern	81	93	55	15	244
14	Levi Scott	69	99	40	30	238
2	Ripley HS					1052
13	Alexis Knopp	78	87	55	20	240
10	Rachel Kerns	102	84	55	15	256
2	Megan Lowry	114	96	80	20	310
11	Sara Hughart	87	84	55	20	246
3	Roane County HS					982
15	Alayna Cox	99	78	35	25	237
9	Chase Webb	111	66	65	15	257
16	Kimberly Cottrill	96	63	35	25	219
7	Tucker Hunt	117	87	45	20	269
4	Tyler Consolidated HS					892
18	Katelyn Greathouse	78	66	45	20	209
19	Melissa Chapman	69	63	35	20	187
5	Samantha Barnhart	96	84	60	45	285
17	Naomi Mathers	66	60	45	40	211
5	Cabell Midland HS					874
6	Carrie Floyd	102	87	55	30	274
8	Faith Irwin	108	69	75	15	267
1	Cheyenne Jackson	126	117	55	35	333

Plant Pathology

			Disease	Host	Control	Overall Score
Points Possible			90	30	90	
1	Ravenswood HS					578
	3	Whitney Pifer	90	27	75	192
	1	Brooke Whited	90	27	78	195
	4	Georgia VanFosson	87	26	78	191
	6	Shasta Kerns	84	28	66	178
2	Spring Mills HS					461
	12	Kelton Werner	54	18	27	99
	7	Chase Haines	72	27	60	159
	5	Gunnar Godsey	75	29	75	179
	9	Hannah Alt	63	27	33	123
3	Summers County HS					397
	11	Dalton Smith	57	21	24	102
	2	Jonathan Bennett	87	28	78	193
	13	Tyler Cox	48	22	15	85
	10	David Lester	60	21	21	102
4	Wirt County HS					240
	8	Morgan Wagner	60	23	42	125
	18	Noah Garrett	24	17	15	56
	17	Austin Stutler	27	23	9	59
5	Hannan HS					209
	20	Nathan McQueen	12	14	6	32
	15	Jessica Dalton	24	20	27	71
	14	Abigail Lloyd	33	17	24	74
	16	Rhiannon Hair	27	16	21	64
6	Ripley HS					38
	19	Samantha McClain	18	11	9	38

Veterinary Science

		Written Exam	ID	IM Injection	Cat Restraint	Gauze Muzzle	Dog Restraint	Team Activity	Overall Score
Points Possible		100	100	50	30	30	30	200	
1	Mineral County Tech							139	1318
1	Derek Alt	100	92	50	30	22	19		313
2	Laicey Dolly	94	84	49	29	24	25		305
4	Allison Robinette	90	84	38	28	30	9		279
3	Michala Williams	92	82	50	25	29	4		282
2	Cabell Midland HS							108	1070
9	Michaelya Tucker	70	58	39	22	25	28		242
7	Carlee Mays	78	68	44	20	25	19		254
16	Mackenzie Snowden	48	40	39	20	28	27		202
6	Donna Sowards	66	74	50	20	26	28		264
3	Tyler Consolidated HS							137	1045
8	Nick Spencer	80	92	33	25	15	2		247
5	Lexi Helmick	88	84	49	19	22	14		276
12	Creed Ammons	76	82	28	23	19	9		237
23	Breauna Anderson	54	52	26	3	11	2		148
4	Marion County Tech							117	1024
10	Rebecca Cyr	80	74	35	28	13	12		242
13	Marissa Johnson	86	56	34	21	17	18		232
20	Ashley Wilson	60	76	28	12	7	11		194
11	Stephen Davis	58	92	40	15	28	6		239
5	Hampshire County HS							135	928
14	Lexi Lease	78	76	39	5	6	7		211
22	Allison Hott	50	58	38	3	6	20		175
19	Mackenzie Hartman	62	60	39	5	6	26		198
15	Maddie Hartman	78	62	40	5	6	18		209
6	Clay County HS							112	832
21	Emily Holcomb	54	66	22	14	18	7		181
17	Jacob Watkins	42	72	40	14	22	12		202
18	Ammy Morris	58	80	37	5	11	8		199
24	Makenzie Woods	28	40	22	18	18	12		138

